

MEMPHIS LADY





000080-0027

Women’s short-sleeved fitted polo shirt with 6, matching, mother-of-pearl effect buttons, matching collar with contrasting colour underside. Contrasting inner button flap and side vents, right sleeve edging with colour trim (same colour as collar), rib sleeve edging, concealed collar stitching with contrasting tape, side reinforcement tape, inner neck tape.



COMPOSITION: 100% COTTON  
APPEARANCE: JERSEY  
WEIGHT: 175 GR/MQ  
SIZES: S-M-L-XL  
PACK: 5/25  
HS CODE: 61061000  
MADE IN: BD

COLORS

			
WHITE/RED-BLUE 00023	NAVY BLUE/WHITE-RED 08031	ROYAL BLUE/YELLOW-NAVY BLUE 09010	SMOKE/VIBRANT ORANGE-BLACK 13024



BLACK/RED-GREEN 14020
--------------------------



CHARACTERISTICS



WASHING INSTRUCTIONS



CERTIFICATIONS





Sheet relating to the qualities and environmental characteristics of the product

% recycled material	-
Recyclability	-
Presence of plastic microfibres	-
Presence of hazardous substances	Does not contain hazardous substances
Weaving	BD BANGLADESH
Dyeing	BD BANGLADESH
Garment construction	BD BANGLADESH

Sheet relating to the qualities and environmental characteristics of the packaging

% recycled material	100
Recyclability	-
Presence of hazardous substances	Does not contain hazardous substances



Casual&Workwear - Tops														
International sizes		XS		S		M		L		XL		XXL		3XL
IT		34	36	38	40	42	44	46	48	50	52	54	56	58
FR - ES		30	32	34	36	38	40	42	44	46	48	50	52	54
DE		28	30	32	34	36	38	40	42	44	46	48	50	52
UK		2	4	6	8	10	12	14	16	18	20	22	24	26
Collar	(G) - cm	36	36	37	37	38,5	38,5	39,5	39,5	41	41	42	42	43
	(G) - in	14	14	14½	14½	15	15	15½	15½	16	16	16½	16½	17
Bust	(A) - cm	72	76	80	84	88	92	96	100	104	108	112	116	120
	(A) - in	28	30	31	33	35	36	37	39	41	42	44	45	47
Waist	(B) - cm	54	58	62	66	70	74	76	80	84	88	92	96	100
	(B) - in	21	23	24	26	27	29	30	31	33	35	36	38	39
Hips	(C) - cm	80	84	88	92	96	100	104	108	112	116	120	124	128
	(C) - in	31	33	35	36	38	39	41	42	44	45	47	48	50
Height	(E) - cm	160/175							168/185					
	(E) - in	63/69							66/73					

FIND OUT MORE, SCAN HERE

